




SupraLink

SLSW

SLSW WIRELESS SWITCH



SLSW

TECHNICAL DATA SHEET
WIRELESS SWITCH

SupraLink Wall Switch

SLSW is a wall switch that controls and manages your lighting along with our SupraLink system. This switch can be overlaid on a wall or installed and used as any remote control.

Its network technology is compatible with iOS or Android smartphones enabled for Bluetooth, and it can link with one or several groups of lights.



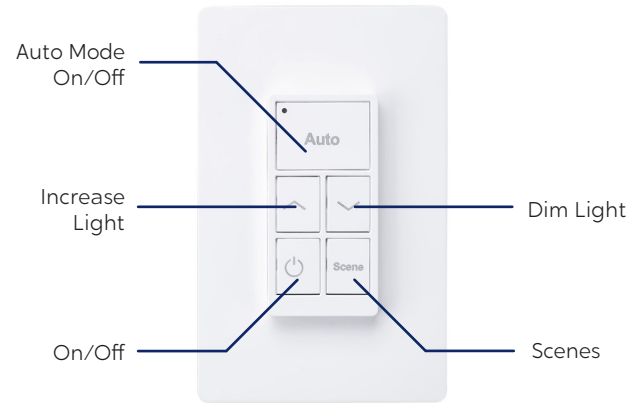
Features of SWSL:

- Uses two CR2032 batteries that can last up to 3 years.
- No cables are needed. Easy installation: suitable for mounting on any surface, recessed, or used as a remote control.
- When the battery is low, pressing any button will cause a red light to indicate with a beep.
- Touch-sensitive over the defined areas.
- Linkable with one or multiple lighting zones.
- On-off, dimming.
- Supports up to three preloaded scenarios.

SLSW

TECHNICAL DATA SHEET
WIRELESS SWITCH

Switch Buttons



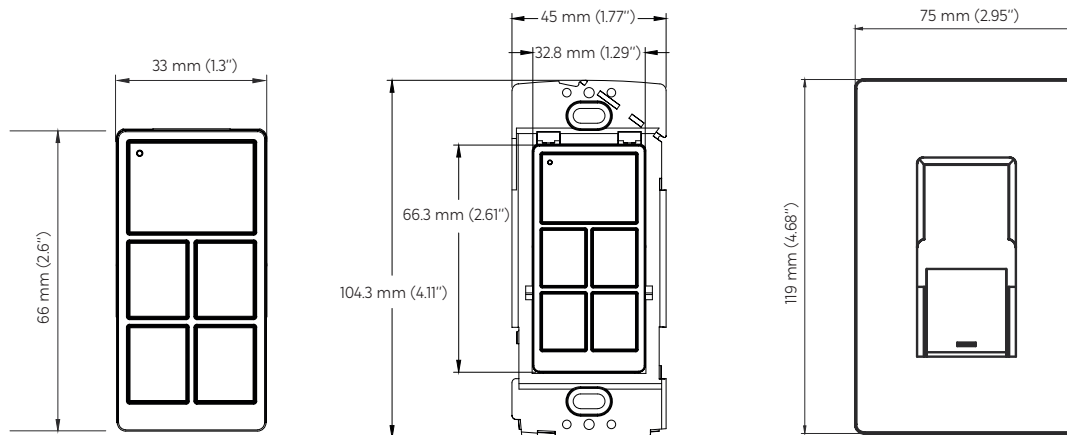
Electrical Characteristics:

Input Voltage	3 V
Transmission Distance	60.9 meters (200 feet)
Low Power Warning	2.6 V
Batteries	0-10 V
Flammability Rating	UL 94 V-0
Temperatura de operación	0°C to 45°C (32°F to 113°F)
Operating Humidity	40 feet

Disassembled Product



Dimensions:



Contact

Corporate Headquarters:

500 W 2nd St

Floor 19

Austin, TX 78701

Phone: (512) 870-9827

Manufacturing Facility:

Av Abraham Lincoln

66023 Garcia, Nuevo Leon

Mexico



Supra Lighting Incorporated

info@supralighting.com

service@supralighting.com

www.supralighting.com