



GRETA
ALL IN ONE

SUSTAINABLE SOLUTIONS

TECHNICAL SHEET
ALL IN ONE

Whether you need to illuminate a new construction or wish to modernize an existing space, solar lighting is the smartest and most economical solution because these systems are completely autonomous. Solar energy is absorbed during the day, converting it into light at night without the need for the electrical grid.

Solar lighting systems offer a sustainable, easy-to-install, and modern solution for your projects, saving on your electricity consumption.

SupraSolar lighting systems are ideal for:

- New constructions.
- Environmentally responsible companies.
- Areas with difficult access to the electrical grid.
- Renovation of old, insufficient, or inefficient lighting.
- LEED and ISO certifications.
- Constant theft of wiring.
- Reduction of electricity consumption costs.
- Reduction of carbon footprint.

Integrated Benefits:



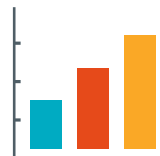
Clean Energy



Significant Savings



Stable and Secure Energy



Sustainable Development





GRETA

TECHNICAL SHEET
ALL IN ONE



10W



20W



30W



40W



50W



60W

Warranty:

3-year warranty, provided that the specifications in the product installation manual have been followed.

Certifications:



Suggested Applications:

- Exteriors
- Roads
- Green areas
- Open parking lots

Material:

Made of die-cast aluminum and features a monocrystalline solar panel.



The GRETA LED solar light (ALL IN ONE) features a low-profile design with a PIR/microwave motion sensor and intelligent controller. It also includes rotating LED modules and is easy to install.



Works continuously for 5 to 7 rainy days in intelligent mode.



Bifacial solar panel.
30% increased efficiency.




Deep cycle battery, charges and discharges over 2000 times.

FEATURES

- Accessible design for battery replacement, which can be renewed every 7 years.
- Monocrystalline solar panel with a 25-year lifespan.
- Rotating LED modules.
- Various installation methods adaptable to light poles, wall surfaces, etc.
- Power range from 10W to 60W, can replace traditional 35-240W lights, meeting all road application conditions.
- Integrated PIR/microwave motion sensor and intelligent controller. Complementary AC and DC power, with USB power supply and alarm function for emergency use.
- System remote control, optional security camera.

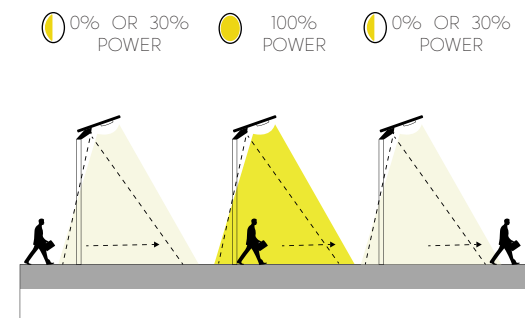




TECHNICAL SPECIFICATIONS:

- Operating Time: 15 hours at full power, 5-7 days in intelligent mode.
- Input Voltage: 12-24V.
- Housing: Die-cast aluminum, corrosion-resistant.
- Lifespan: > 50,000 hours.
- Temperature: 6500K.
- CRI: 70/80.
- Control Mode: Light control + motion sensor / time control / built-in PIR.
- Working Mode: First 4 hours at 30% intensity and 100% brightness when people or cars pass by. Then, 30% intensity most of the time, and 70% brightness when people pass by..

AUTOMATIC INTENSITY ADJUSTMENT



ESPECIFICACIONES TÉCNICAS

MODELO	POTENCIA	EQUIVALENCIA CON OTRAS TECNOLOGÍAS	LÚMENES	EFICIENCIA	PANEL SOLAR	BATERÍA		
						VOLTAJE	POTENCIA	TIEMPO DE CARGA
GRETA-10	10 W	35 W	2205 lm	218 lm/W	30 W/18 V	12.8 VDC	153.6 W	5.12 hrs
GRETA-20	20 W	60-80 W	4174 lm	210 lm/W	40 W/18 V	12.8 VDC	230.4 W	5.76 hrs
GRETA-30	30 W	60-80 W	6091 lm	203 lm/W	50 W/18 V	12.8 VDC	307.2 W	6.14 hrs
GRETA-40	40 W	120-160 W	8382 lm	209 lm/W	60 W/18 V	12.8 VDC	384 W	6.40 hrs
GRETA-50	50 W	120-160 W	10091 lm	203 lm/W	70 W/18 V	12.8 VDC	460.8 W	6.58 hrs
GRETA-60	60 W	200-240W	12480 lm	208 lm/W	80 W/18 V	12.8 VDC	537.6 W	6.72 hrs



ESPECIFICACIONES TÉCNICAS

ÓPTICA	GRADO DE PROTECCIÓN	ALTURA DE INSTALACIÓN RECOMENDADA	DIMENSIONES DE LA LUMINARIA	DIMENSIONES DEL EMPAQUE
65 * 150°/ 75 * 160°/ 90 * 1 00°/ 120°	IP65	5-7 m	633 * 365 * 211.4 mm	825 * 190 * 435 mm
	IP65	5-7 m	793 * 365 * 211.4 mm	985 * 190 * 435 mm
	IP65	5-8 m	948 * 364 * 211.4 mm	1140 * 190 * 435 mm
	IP65	6-9 m	1103 * 365 * 211.4 mm	1295 * 190 * 435 mm
	IP65	6-10 m	1263 * 365 * 211.4 mm	1455 * 190 * 435 mm
	IP65	7-12 m	1418 * 365 * 211.4 mm	1610 * 190 * 435 mm

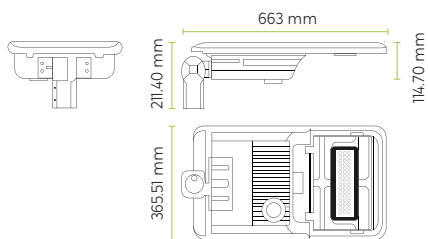


GRETA

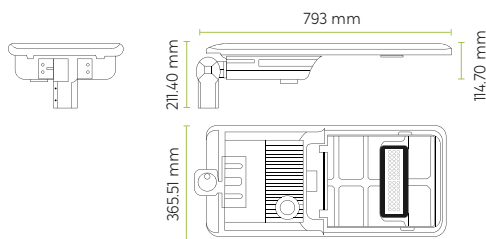
TECHNICAL SHEET
ALL IN ONE

DIMENSIONS

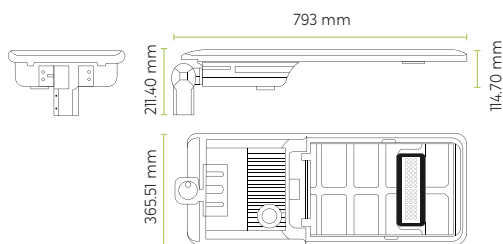
10 W



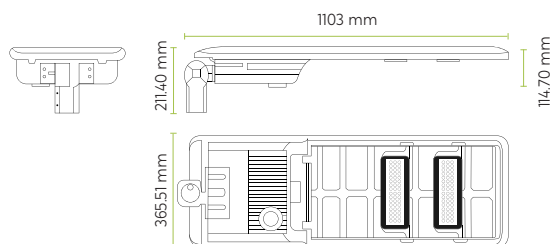
20 W



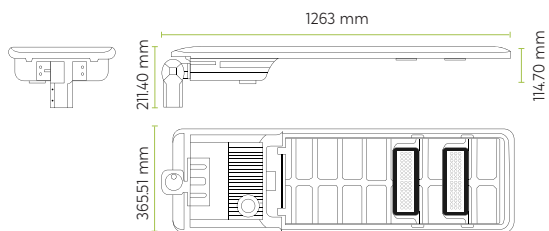
30 W



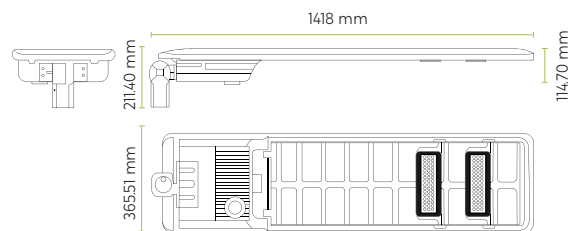
40 W



50 W



60 W

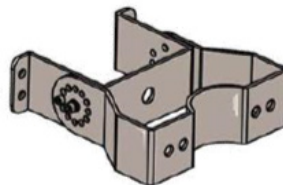


MOUNTING OPTIONS

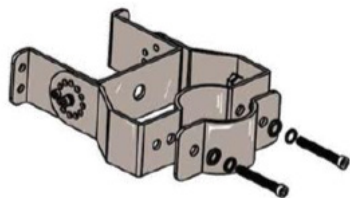
TYPE A
UNIVERSAL MOUNT



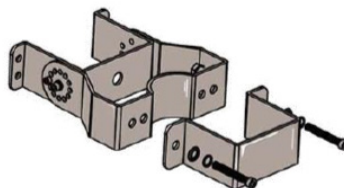
TYPE B
WALL MOUNT



TYPE C
CIRCULAR POLE



TYPE D
SQUARE POLE



INFORMACIÓN DE PEDIDO

MODEL	VOLTAGE	LED	SENSOR TYPE	CCT&CR
GRETA 10 W GRETA 20 W GRETA 30 W GRETA 40 W GRETA 50 W GRETA 60 W	DC=12-24 V	L5=LUMILED5050	00 = Without sensor SN = Motion sensor DV = Dimmable PIR Up to 7M	3070= 6500K IRC: 70 3080= 6500K IRC: 80 4070= 6500K IRC: 70 4080= 6500K IRC: 80 5070= 6500K IRC: 70 5080= 6500K IRC: 80 6570= 6500K IRC: 70 6580= 6500K IRC: 80

MODEL	MOUNTING	OPTIONAL
120D = 12DEG T2 = TYPE 2 T3 = TYPE 3 T4 = TYPE 4	TYPE A TYPE B TYPE C TYPE D TYPE E	4KV (Surge protector) Intelligent APP control IoT management Complementary AC and DC USB power supply Alarm Security camera



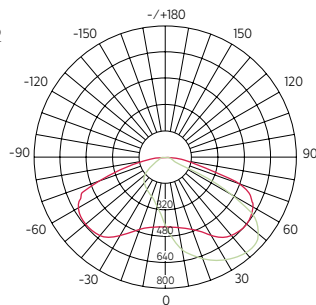
PHOTOMETRY

Average Beam Angle (50%): 108.3DGE

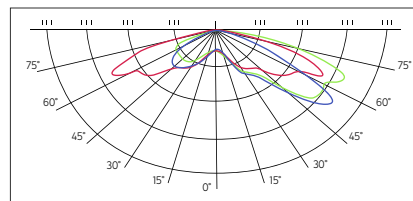
Unit: cd

-C0/180,151.7° Ic: 426.3

-C90/270,64.9° Ic: 759.2

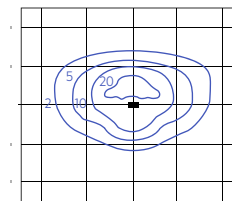


Type 2 for Public Lighting and Sidewalks



cd/klm

— C0-C180C — 90-C270 — C55-C215



LXDPR704E43
Mounting Height: 6m



LED

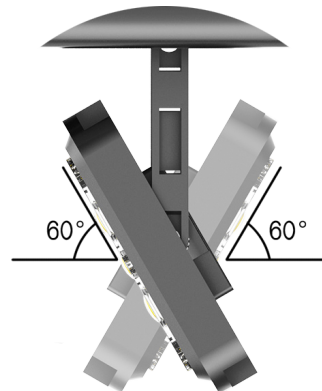
Philips Lumileds Luxeon 5050 creates a first-class light source. Choosing the Luxeon LED, with a unit value of 170 lm/W, with an aluminum lamp base and sealed lenses, which have excellent heat dissipation, is like having a sealed LED. It maintains high brightness levels with minimal fading. The sealed lenses are made of strong PC with UV protection and are resistant to shocks and aging. The well-optimized light distribution makes the lighting area more uniform and wider.



LUXEON 5050


HIGH-EFFICIENCY LED

- Luminous efficiency: 220 lm/W
- Long lifespan
- Lower temperature
- Less light decay
- Tilt angle: $-60^{\circ}/+60^{\circ}$




PHOTOMETRIC DESIGN

The planning and analysis of public lighting can be carried out using design software that allows for lighting simulations. It uses rendering, the process of generating an image from a model, through software programs that result in different tools to measure simulated light levels.



Example urban road

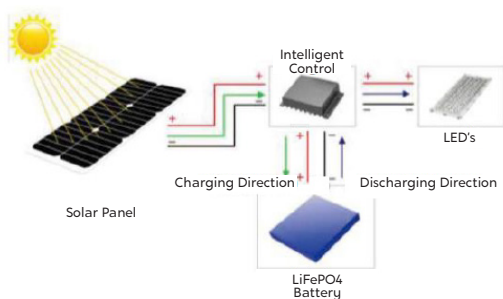


Example parking lot

WORKING MODE

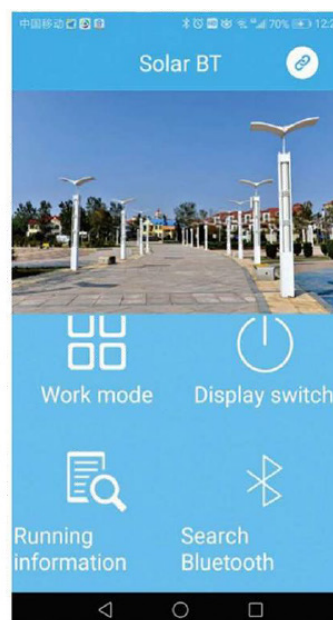
Where there is light radiation, the photovoltaic modules convert solar radiation into electric energy. An intelligent controller is used to charge an iron-lithium phosphate battery. At the same time, the intelligent controller protects the battery from overcharging and over-discharging.

The lighting switch adjusts the intelligent lighting control without manual operation.



MOBILE BLUETOOTH APP

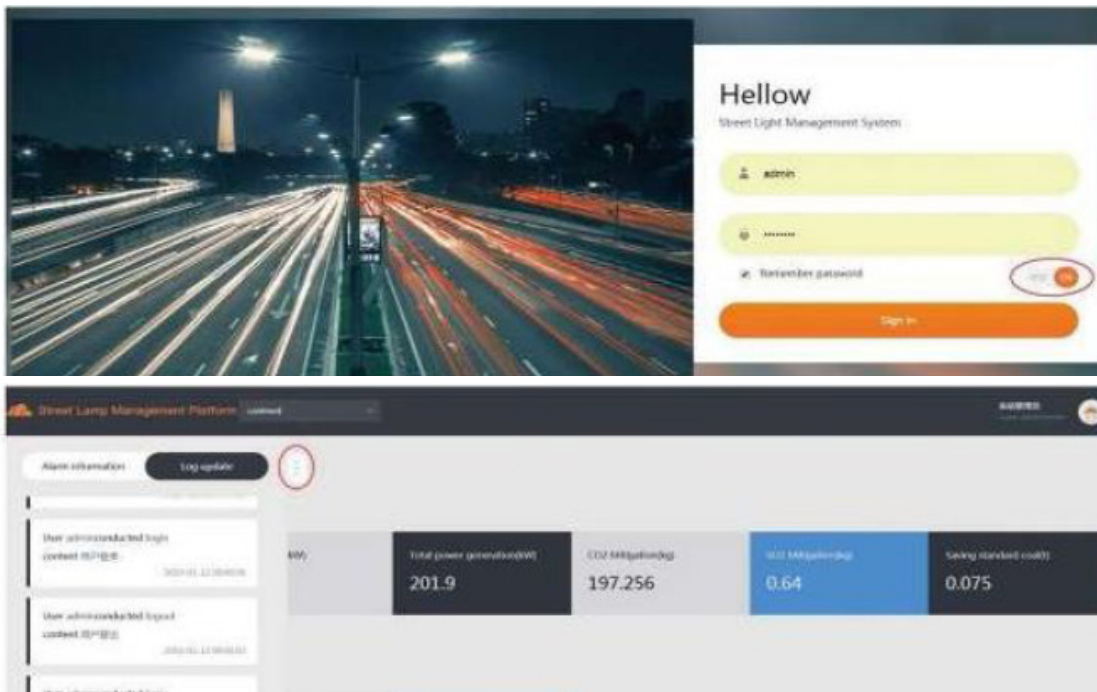
Multiple lighting modes can be remotely programmed via the mobile Bluetooth app. The Solar Luminaire comes with built-in Bluetooth so that its proper functioning can be monitored through the app.



INTELLIGENT LIGHTING CONTROL SYSTEM

The system can preset one or more lighting modes according to different times of the day and traffic flow, automatically turning any lamp on or off, and adjusting the switching time

and lighting according to environmental requirements to achieve energy savings and consumption reduction.



DATA AND PROJECT MANAGEMENT



IoT MANAGEMENT, INTELLIGENT LIGHTING

Our perfect combination of traditional public solar lighting architecture + Internet + wireless communication technology enables remote monitoring and background data management. It provides real-time understanding of the normal operational status of each solar energy component (luminaires, photovoltaic panels, batteries, controllers) and allows end-users to monitor product usage from kilometers away without leaving their home. It also enables the opening and closing of street lights and the timely adjustment of the bright spot's power.



Real-time Remote Monitoring

Series SE with wireless communication function, through the street lamp intelligent management system and the wireless module.



Automatic Fault Alarm

Real-time monitoring of solar panel voltage, current, power, battery charge and discharge current, voltage, charging working status, controller working status data, and automatic fault alarm.



Remote Control

Supports remote on/off switch, dimmer and battery, and charge parameter modification.



Charge Controller

Multi-peak PWM technology, suitable for partial shading or damage to photovoltaic cells, with a tracking efficiency of over 99%.



Location

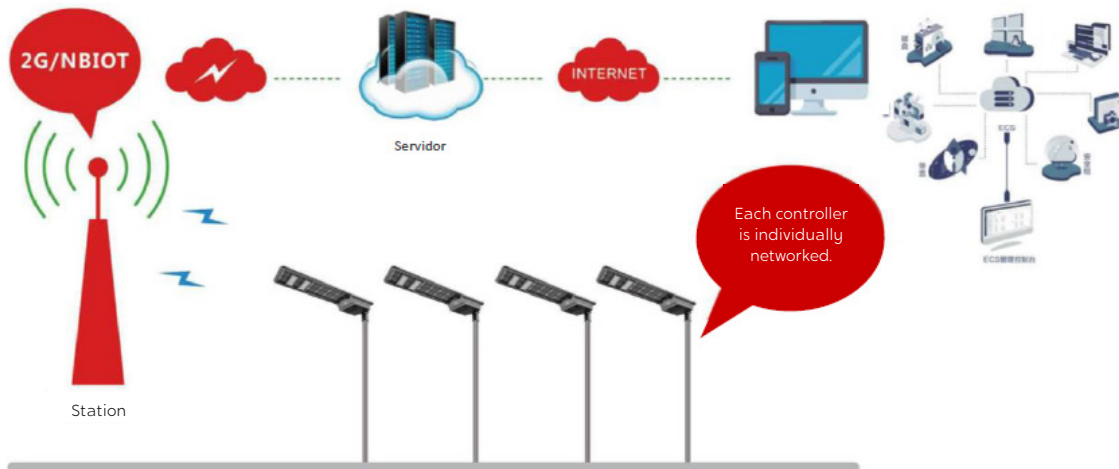
CIS maps, with geographic visualization capabilities.



IoT MANAGEMENT, INTELLIGENT LIGHTING

The management system is mainly composed of a public lighting component + a centralized controller + a single light controller + a cloud-based intelligent platform. The centralized controller and the single light controller add the data collected by the single light through the GPRS/NB-IOT wireless communication network.

The centralized controller uploads data to the system's cloud platform via GPRS data flow, providing data dependency for access to computer terminals and mobile phones.



IoT MANAGEMENT, INTELLIGENT LIGHTING

TYPE OF CONTROLLER FOR ROAD SOLAR LUMINAIRES	PWM + IOT CONTROLLER	INSTRUCTION
Light Decay Detector	●	Automatic detection and adjustment of light decay
Charging on Rainy Days	●	PWM charging for 3 rainy days is equivalent to 1 sunny day
Battery Management	●	Management of battery lifespan
Remote Monitoring	●	Remotely monitor the status of each public light in real-time
Optimize Configuration	●	Through data analysis, complete the optimal configuration of solar panels and batteries in different regions
Fault Alarm	●	Automatically detects system faults and alerts mobile phones or computers
Intelligent Analysis	●	Automatically collects detailed data by light per night and performs statistical report analysis
Artificial Intelligence	●	The collection and analysis of big data through the system platform completes the intelligent operation of street lighting and achieves stable lighting throughout the year



Contact

Corporate Headquarters:

500 W 2nd St
Floor 19
Austin, TX 78701

Manufacturing Facility:

Av Abraham Lincoln
66023 Garcia, Nuevo Leon
Mexico



Supra Lighting Inc.

info@supralighting.com
service@supralighting.com
www.supralighting.com